






Gender specific



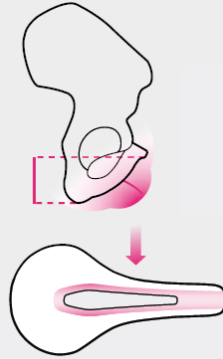
Expert team



3-Zone Comfort Principle



100% Women

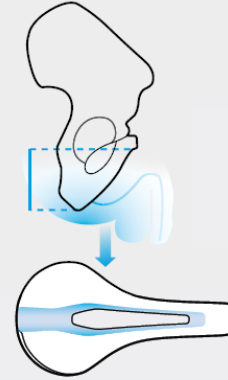


Sensitive genital region

- Pubic bone lower than in men
- This puts significant strain on the external genitalia
- Pressure relief in the front of the saddle
- Wide relief channel towards the front



100% Men



Sensitive perineal region

- The uruthra and erectile tissue cannot move
- They are subject to uncomfortable strain
- The anterior genitalia are mobile and can move to avoid pressure
- relief channel towards the back

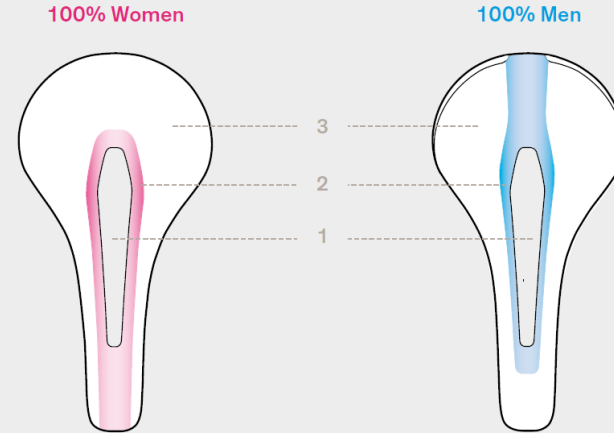
Terry 3-Zone Comfort Principle

1. Maximum pressure relief in the urogenital areas from the pronounced relief channel.
2. Additional pressure relief: Gentle transition minimizes pressure points.
3. Optimal pressure distribution in any situation.

→ 2 Sizes:

Standard: 9 – 12 cm

Max: 12 – 15 cm



Expert Team

Terry saddles are developed using the latest sensor pressure measuring technologies in collaboration with our expert team:

- Urologist Dr. med. Uwe Niekerken
- Physiotherapist Hedda zu Putlitz
- Sports Scientist and Ergonomist Dr. Kim Alexander Tofaute



Saddles Overview



Arteria

RaceComfort



Exera

SportComfort



Figura

FitnessComfort



Fisio

TouringComfort



Anatomica

CityComfort



- First choice for long road and mountain bike tours
- More radical relief for additional comfort
- Sporty look and minimalistic design make the saddle a real eye-catcher on every bike
- 2 different model specifications



- Successor of the legendary Terry Fly and Butterfly
- Perfect addition to the race and fitness category
- Suitable for sporty use with a bent seat position
- Compared to the Arteria, the Exera is slightly wider and better padded
- 2 different model specifications



- Offers effective relief of the perineal and soft-tissue areas
- Wider saddle design provides pressure distribution
- Slender overall shape offers great mobility
- Ideally suited for bicycles with a stretched seated position
- 4 different model specifications



- Wider design provides effective pressure distribution
- Designed for a more upright seated position
- Ideal for long distance and touring use
- 5 different model specifications



- One size fits all
- Now even softer and rounder
- Ideally suited for a more upright position
- Exceptional comfort for short to medium distances
- Additional gel inlays and an efficient Cellasto-Damping System
- 2 different model specifications



Terry. The Original – since 1994.

