

Double swivel end socket wrench

202/1







Profiles



Product features

- material: premium chrome vanadium steel
- surface finish: chrome plated according to ISO 1456:2009
- drop forged, entirely hardened and tempered



		L	D1	D2	
609132	8 x 9	198	12	13	96
609133	8 x 10	200.5	12	14.6	82
609134	10 x 11	214	14.6	16	95
609135	12 x 13	227	17	18	148
609136	13 x 17	242	18	23	213
609137	14 x 15	241	19.5	20.5	211
609138	16 x 17	255	22	24	295



L

D1

D2



609139

18 x 19

273

24.5

26

391

609141

20 x 22

295

27.5

30

518

* Images of products are symbolic. All dimensions are in mm, and weight in grams. All listed dimensions may vary in tolerance.

Usage (pictures)

