

# Double swivel end socket wrench

202/1







## Profiles



## Product features

- material: premium chrome vanadium steel
- surface finish: chrome plated according to ISO 1456:2009
- drop forged, entirely hardened and tempered



|  |  | L     | D1   | D2   |  |
|--|---|-------|------|------|---|
| 609132   | 8 x 9   | 198   | 12   | 13   | 96  |
| 609133   | 8 x 10  | 200.5 | 12   | 14.6 | 82  |
| 609134   | 10 x 11   | 214   | 14.6 | 16   | 95  |
| 609135   | 12 x 13   | 227   | 17   | 18   | 148   |
| 609136   | 13 x 17   | 242   | 18   | 23   | 213   |
| 609137   | 14 x 15   | 241   | 19.5 | 20.5 | 211   |
| 609138   | 16 x 17   | 255   | 22   | 24   | 295   |



L

D1

D2



609139

18 x 19

273

24.5

26

391

609141

20 x 22

295

27.5

30

518

\* Images of products are symbolic. All dimensions are in mm, and weight in grams. All listed dimensions may vary in tolerance.

## Usage (pictures)

