

Crank puller for Shimano[®] XTR FC-M970

1664



Profiles

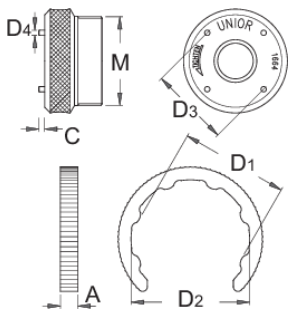




Product features

- material: premium flex plus carbon steel

How to use the tool:

- The crank puller is used for removing XTR FC-M970 cranks. To use, remove the plastic ring on the outside of the crank by using four pins on the left puller side. Unthread the nut on the inner crank side with the plastic clamp. Thread the puller with its right side into the crank and use a hex wrench to unthread the nut holding the crank. Now thread the puller, attached with its inner side to the crank nut until it is released from the crank. The product enables optimal efficiency and is suitable for both professionals and enthusiast mechanics.



	D1	D2	D3	D4	A	M	C	
619710	37	40	26,9	1,8	5,9	M 30 x 1	2	84

* Images of products are symbolic. All dimensions are in mm, and weight in grams. All listed dimensions may vary in tolerance.